



# Ahluwalia Contracts (India) Limited

ENGINEERING ♦ DESIGNING ♦ CONSTRUCTION

Corporate Office : A-177, Okhla Industrial Area, Phase-I,  
New Delhi-110020

Phone : 011-49410500, 502, 599, Fax : 011-49410553

E-mail : mail@acilnet.com Website : www.acilnet.com

## Speed-Post/Courier/e-mail

Date: - 04/10/2013

To,

Asst. General Manager (Corporate Services)  
Bombay Stock Exchange Ltd.  
25<sup>th</sup> Floor, P.J.Towers  
Dalal Street, Mumbai - 400001  
Fax: 022- 2272 3121 / 2272 2037 / 2272 2041  
2061 / 2039 / 3719/ 1278 / 1557 / 3354 / 3577

Asst. Vice President - Listing,  
National Stock Exchange of India Ltd.  
5<sup>th</sup> Floor, Exchange Plaza,  
Bandra Kurla Complex,  
Bandra (East) Mumbai- 400051  
Ph. No. : 022-26598235-236-26598346,  
Fax. No.: 022-26598237-38, 26598347-48

Dear Sir/Madam,

Sub: - Distribution Schedule with Shareholding Pattern under Clause 35 of the Listing Agreement, for the quarter ended September 30, 2013

Please find enclosed the Distribution Schedule with shareholding pattern under clause 35 of the listing agreement, for the Quarter ended 30<sup>th</sup> September, 2013.

Kindly take the same on your record and oblige.

Yours faithfully,

FOR AHLUWALIA CONTRACTS (INDIA) LTD

(Vipin Kumar Tiwari)

GM (Corporate) & Company Secretary

Encl.: as above

Copy To:




1	The Company Secretary, Delhi Stock Exchange Ltd. , DSE House, 3/1 Asaf Ali Road, New Delhi – 110002, Phone: 011-46470033 Fax No. : 011-46470053-54	2	Manager (Listing), Jaipur Stock Exchange Ltd, Stock Exchange Building, Jawahar Lal Nehru Marg, Malviya Nagar, Jaipur - 302017 Ph.: 0141-2729100 Fax: 0141-2729082
3	Manager (Listing), Code : 011134 Calcutta Stock Exchange Ltd , 7, Lyons Range, Kolkata – 700001, Ph.:033-22104470-4477 Fax : 033-22102223, 4500, 4468		

**DISTRIBUTION SCHEDULE AS ON SEPTEMBER 30, 2013**

Share or Debenture holding of nominal value Rs.	Share / Debenture Holders		Share / Debenture Amount	
	Number	% to total	Amount in Rs.	% to total
(1)	(2)	(3)	(4)	(5)
Upto 2,500	6783	94.156	1791348	1.427
2,501 - 5,000	166	2.304	605160	0.482
5,001 - 10,000	125	1.735	928238	0.739
10,001 - 20,000	49	0.68	738278	0.588
20,001 - 30,000	23	0.319	587218	0.468
30,001 - 40,000	8	0.111	288792	0.23
40,001 - 50,000	5	0.069	240872	0.192
50,001 - 1,00,000	15	0.208	973616	0.776
1,00,001 & Above	30	0.416	119371598	95.098
<b>Total</b>	<b>7204</b>	<b>100</b>	<b>125525120</b>	<b>100</b>

For Ahluwalia Contracts (India) Ltd.




(Vipin Kumar Tiwari)  
GM (Corporate) & Company Secretary

## Introductory sub-table (I)(a)

Name of the Company: AHLUWALIA CONTRACTS (INDIA) LIMITED			
Scrip Code, Name of the scrip, class of security: BSE-532811-AHLUCONT & NSE-AHLUCONT - EQ- Rs. 2/-			
Quarter ended: September 30, 2013			
<b>Partly paid-up shares:-</b>			
	No. of partly paid-up shares	As a % of total no. of partly paid-up shares	As a % of total no. of shares of the company
Held by promoter/promoter group	0	#DIV/0!	0
Held by public	0	#DIV/0!	0
<b>Total - D</b>	<b>0</b>	<b>#DIV/0!</b>	<b>0</b>
<b>Outstanding convertible securities:-</b>			
	No. of outstanding securities	As a % of total no. of outstanding convertible securities	As a % of total no. of shares of the company, assuming full conversion of the convertible securities
Held by promoter/promoter group	0	#DIV/0!	0
Held by public	0	#DIV/0!	0
<b>Total - E</b>	<b>0</b>	<b>#DIV/0!</b>	<b>0</b>
<b>Warrants:-</b>			
	No. of warrants	As a % of total no. of warrants	As a % of total no. of shares of the company, assuming full conversion of warrants
Held by promoter/promoter group	0	#DIV/0!	0
Held by public	0	#DIV/0!	0
<b>Total - F</b>	<b>0</b>	<b>#DIV/0!</b>	<b>0</b>
<b>Total paid-up capital of the company, assuming full conversion of warrants and convertible securities</b>		<b>62762560</b>	<b>100</b>

For Ahluwalia Contracts (India) Ltd.


  
(Vipin Kumar Tiwari)
   
GM (Corporate) & Company Secretary

**Statement Showing Shareholding Pattern**

Category code	Category of Shareholder	Number of Shareholders	Table (I)(a)		Total shareholding as a percentage of total number of shares		Shares Pledged or otherwise encumbered	
			Total number of shares	Number of shares held in dematerialized form	As a percentage of (A+B) <sup>1</sup>	As a percentage of (A+B+C)	Number of shares	As a percentage
			(IV)	(V)	(VI)	(VII)	(VIII)	(IX) = (VIII)/(IV)*100
(A)	<b>Shareholding of Promoter and</b>							
1	<b>Indian</b>							
(a)	Individuals/ Hindu Undivided Family							
		9	45543918	45543918	72.57	72.57	11771380	25.85
(b)	Central Government/ State Government(s)				0.00	0.00		
(c)	Bodies Corporate	1	25000	25000	0.04	0.04		#DIV/0!
(d)	Financial Institutions/ Banks				0.00	0.00		#DIV/0!
(e)	Any Others(Specify)				0.00	0.00		#DIV/0!
(e-i)					0.00	0.00		#DIV/0!
(e-ii)					0.00	0.00		#DIV/0!
	<b>Sub Total(A)(1)</b>	<b>10</b>	<b>45568918</b>	<b>45568918</b>	<b>72.61</b>	<b>72.61</b>	<b>11771380</b>	<b>25.83</b>
2	<b>Foreign</b>							
a	Individuals (Non-Residents Individuals/ Foreign Individuals)				0.00	0.00		#DIV/0!
b	Bodies Corporate				0.00	0.00		#DIV/0!
c	Institutions				0.00	0.00		#DIV/0!
d	Qualified Foreign Investor				0.00	0.00		#DIV/0!
e-i	Any Others(Specify)				0.00	0.00		#DIV/0!
e-ii					0.00	0.00		#DIV/0!
	<b>Sub Total(A)(2)</b>	<b>0</b>	<b>0</b>	<b>0</b>	<b>0.00</b>	<b>0.00</b>	<b>0</b>	<b>#DIV/0!</b>
	<b>Total Shareholding of Promoter and</b>	<b>10</b>	<b>45568918</b>	<b>45568918</b>	<b>72.61</b>	<b>72.61</b>	<b>11771380</b>	<b>25.83</b>
(B)	<b>Public shareholding</b>							
1	<b>Institutions</b>							
(a)	Mutual Funds/ UTI	6	2957883	2957883	4.71	4.71		
(b)	Financial Institutions/ Banks				0.00	0.00		
(c)	Central Government/ State Government(s)				0.00	0.00		
(d)	Venture Capital Funds				0.00	0.00		
(e)	Insurance Companies				0.00	0.00		
(f)	Foreign Institutional Investors	9	8590777	8590777	13.69	13.69		
(g)	Foreign Venture Capital Investors				0.00	0.00		
(h)	Qualified Foreign Investor				0.00	0.00		
(i-i)	Any Other (specify)				0.00	0.00		
(i-ii)					0.00	0.00		
	<b>Sub-Total (B)(1)</b>	<b>15</b>	<b>11548660</b>	<b>11548660</b>	<b>18.40</b>	<b>18.40</b>		


For Ahluwalia Contracts (India) Ltd.

*(Signature)*  
(Vipin Kumar Tiwari)

GM (Corporate) & Company Secretary

<b>B 2</b>	<b>Non-institutions</b>						
(a)	Bodies Corporate	247	2721580	2589580	4.34	4.34	
(b)	Individuals				0.00	0.00	
I	Individuals -i. Individual shareholders holding nominal share capital up to Rs 1 lakh	6612	2130877	1942122	3.40	3.40	
II	ii. Individual shareholders holding nominal share capital in excess of Rs. 1 lakh.	3	505354	505354	0.81	0.81	
(c)	Any Other (specify)				0.00	0.00	
(c-i)	Directors & their Relatives	11	11901	10501	0.02	0.02	
(c-ii)	Non-Resident Indians	110	164040	164040	0.26	0.26	
(c-iii)	Clearing Members	12	18497	18497	0.03	0.03	
(c-iv)	Hindu Undivided Families	184	92733	92333	0.15	0.15	
(c-v)	Qualified Foreign Investor	0	0	0	0.00	0.00	
	<b>Sub-Total (B)(2)</b>	<b>7179</b>	<b>5644982</b>	<b>5322427</b>	<b>8.99</b>	<b>8.99</b>	
(B)	<b>Total Public Shareholding (B)= (B)(1)+(B)(2)</b>	<b>7194</b>	<b>17193642</b>	<b>16871087</b>	<b>27.39</b>	<b>27.39</b>	
	<b>TOTAL (A)+(B)</b>	<b>7204</b>	<b>62762560</b>	<b>62440005</b>	<b>100.00</b>	<b>100.00</b>	
(C)	Shares held by Custodians and against which Depository Receipts have been issued						
1	Promoter and Promoter Group					0.00	#DIV/0!
2	Public					0.00	
	<b>Sub-Total (C)</b>	<b>0</b>	<b>0</b>	<b>0</b>	<b>0</b>	<b>0</b>	<b>0</b>
	<b>GRAND TOTAL (A)+(B)+(C)</b>	<b>7204</b>	<b>62762560</b>	<b>62440005</b>	<b>100.00</b>	<b>11771380</b>	<b>18.76</b>

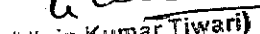
For Ahluwalia Contracts (India) Ltd.

  
(Vipin Kumar Tiwari)

GM (Corporate) & Company Secretary

Sr.No	Notes
1	NIL
2	
3	
4	
5	
6	
7	
8	
9	


For Ahluwalia Contracts (India) Ltd.

  
(Vipin Kumar Tiwari)  
GM (Corporate) & Company Secretary

(f)(b) Statement showing holding of securities (including shares, warrants, convertible securities) of persons belonging to the category "Promoter and Promoter Group"

Sr. No.	Name of the shareholder	PAN Number	Details of Shares held		Encumbered shares (*)			Details of warrants		Details of convertible securities		Total shares (including underlying shares assuming full conversion of warrants and convertible securities) as a % of diluted share capital
			Number of shares held	As a % of grand total (A) +(B) +( C)	No.	As a percentage	As a % of grand total (A)+(B)+(C) of sub-clause (I)(a)	Number of warrants held	As a % total number of warrants of the same class	Number of convertible securities held	As a % total number of convertible securities of the same class	
(i)	(ii)		(iii)	(iv)	(v)	(vi)=(v)/(iii)*100	(vii)	(viii)	(ix)	(x)	(xi)	
1	BIKRAMIIT AHLUWALIA	AAEPA8644E	5181198	8.26	1500000	28.95		2.39	#DIV/0!	#DIV/0!		
2	VIKAS AHLUWALIA	AAJPA8694B	33500	0.05	0	0.00		0.00	#DIV/0!	#DIV/0!		
3	MUKTA WALIA	AGRPA9314J	33500	0.05	0	0.00		0.00	#DIV/0!	#DIV/0!		
4	RAM PIARI	AKSPR7054B	4259900	6.79	0	0.00		0.00	#DIV/0!	#DIV/0!		
5	PUSHPA RANI	AEAPR6017L	3956100	6.30	0	0.00		0.00	#DIV/0!	#DIV/0!		
6	RACHNA UPPAL	AAJPU8405C	1227500	1.96	0	0.00		0.00	#DIV/0!	#DIV/0!		
7	SHOBHIT UPPAL	AAHPU8587H	4308000	6.86	0	0.00		0.00	#DIV/0!	#DIV/0!		
8	SUDARSHAN WALIA	AAIPW7803K	23562380	37.54	10271380	43.59		16.37	#DIV/0!	#DIV/0!		
9	ROHINI AHLUWALIA	AAKPA0783C	2981840	4.75	0	0.00		0.00	#DIV/0!	#DIV/0!		
10	TIDAL SECURITIES PRIVATE LIMITED	AAACT2989E	25000	0.04	0	0.00		0.00	#DIV/0!	#DIV/0!		
<b>TOTAL</b>			<b>45568918</b>	<b>72.61</b>	<b>11771380</b>	<b>25.83</b>		<b>18.76</b>	<b>0</b>	<b>#DIV/0!</b>	<b>0</b>	<b>#DIV/0!</b>


(\* The term "encumbrance" has the same meaning as assigned to it in regulation 28(3) of the SAST Regulations, 2011

For Ahluwalia Contracts (India) Ltd.  
  
 (Vipin Kumar Tiwari)  
 GM (Corporate) & Company Secretary

(D)(c)(i) Statement showing holding of securities (including shares, warrants, convertible securities) of persons belonging to the category "Public" and holding more than 1% of the total number of shares

Sr. No.	Name of the shareholder	Number of shares held	Shares as a percentage of total number of shares (i.e., Grand Total (A)+(B)+(C) indicated in Statement at para (D)(a) above)	Details of warrants		Details of convertible securities		Total shares (including underlying shares assuming full conversion of warrants and convertible securities) as a % of diluted share capital
				Number of warrants held	As a % total number of warrants of the same class	Number of convertible securities held	% w.r.t total number of convertible securities of the same class	
1	ICICI PRUDENTIAL MIP 25	2172366	3.46		#DIV/0!		#DIV/0!	
2	TAURUS ASSET MANAGEMENT COMPANY	1131319	1.80		#DIV/0!		#DIV/0!	
3	SUNDARAM MUTUAL FUND A/C SUNDARAM ATIC FUNDS CAPEX OPPORTUNITIES- GROWTH	785517	1.25		#DIV/0!		#DIV/0!	
4	NALANDA INDIA FUND LIMITED	3545485	5.65		#DIV/0!		#DIV/0!	
5	NALANDA INDIA EQUITY FUND LIMITED	3870102	6.17		#DIV/0!		#DIV/0!	
			0.00		#DIV/0!		#DIV/0!	
			0.00		#DIV/0!		#DIV/0!	
			0.00		#DIV/0!		#DIV/0!	
			0.00		#DIV/0!		#DIV/0!	
			0.00		#DIV/0!		#DIV/0!	
			0.00		#DIV/0!		#DIV/0!	
			0.00		#DIV/0!		#DIV/0!	
			0.00		#DIV/0!		#DIV/0!	
			0.00		#DIV/0!		#DIV/0!	
			0.00		#DIV/0!		#DIV/0!	
TOTAL		11504789	18.33	0	#DIV/0!	0	#DIV/0!	0

For Ahluwalia Contracts (India) Ltd.

  
(Vipin Kumar Tiwari)  
GM (Corporate) & Company Secretary



(I)(c)(i) Statement showing holding of securities (including shares, warrants, convertible securities) of persons belonging to the category "Public" and holding more than 1% of the total number of shares

Sr. No.	Name of the shareholder	Number of shares held	Shares as a percentage of total number of shares (i.e., Grand Total (A)+(B)+(C) indicated in Statement at para (I)(a) above)	Details of warrants		Details of convertible securities		Total shares (including underlying shares assuming full conversion of warrants and convertible securities) as a % of diluted share capital
				Number of warrants held	As a % total number of warrants of the same class	Number of convertible securities held	% w.r.t total number of convertible securities of the same class	
1	ICICI PRUDENTIAL MIP 25	2172366	3.46		#DIV/0!		#DIV/0!	
2	TAURUS ASSET MANAGEMENT COMPANY	1131319	1.80		#DIV/0!		#DIV/0!	
3	SUNDARAM MUTUAL FUND A/C SUNDARAM ATIC FUNDS CAPEX OPPORTUNITIES- GROWTH	785517	1.25		#DIV/0!		#DIV/0!	
4	NALANDA INDIA FUND LIMITED	3545485	5.65		#DIV/0!		#DIV/0!	
5	NALANDA INDIA EQUITY FUND LIMITED	3870102	6.17		#DIV/0!		#DIV/0!	
			0.00		#DIV/0!		#DIV/0!	
			0.00		#DIV/0!		#DIV/0!	
			0.00		#DIV/0!		#DIV/0!	
			0.00		#DIV/0!		#DIV/0!	
			0.00		#DIV/0!		#DIV/0!	
TOTAL		11504789	18.33	0	#DIV/0!	0	#DIV/0!	0

For Ahluwalia Contracts (India) Ltd.

*(Vipin Kumar Tiwari)*  
GM (Corporate) & Company Secretary

(I)(c)(ii) Statement showing holding of securities (including shares, warrants, convertible securities) of persons (together with PAC) belonging to the category "Public" and holding more than 5% of the total number of shares of the company

Sr. No.	Name(s) of the shareholder(s) and the Persons Acting in Concert (PAC) with them	Number of shares	Shares as a percentage of total number of shares (i.e., Grand Total (A)+(B)+(C) indicated in Statement at para (I)(n) above)	Details of warrants		Details of convertible securities		Total shares (including underlying shares assuming full conversion of warrants and convertible securities) as a % of diluted share capital
				Number of warrants	As a % total number of warrants of the same class	Number of convertible securities held	% w.r.t total number of convertible securities of the same class	
1	NALANDA INDIA FUND LIMITED	3545485	5.65		#DIV/0!		#DIV/0!	
2	NALANDA INDIA EQUITY FUND LIMITED	3870102	6.17		#DIV/0!		#DIV/0!	
3			0.00		#DIV/0!		#DIV/0!	
4			0.00		#DIV/0!		#DIV/0!	
5			0.00		#DIV/0!		#DIV/0!	
6			0.00		#DIV/0!		#DIV/0!	
7			0.00		#DIV/0!		#DIV/0!	
8			0.00		#DIV/0!		#DIV/0!	
9			0.00		#DIV/0!		#DIV/0!	
10			0.00		#DIV/0!		#DIV/0!	
TOTAL		7415587	11.82	0	#DIV/0!	0	#DIV/0!	0


For Ahluwalia Contracts (India) Ltd.

*Vipin Kumar Tiwari*  
(Vipin Kumar Tiwari)  
GM (Corporate) & Company Secretary

**(I)(d) Statement showing details of locked-in shares**

Sr. No.	Name of the shareholder	Number of locked-in shares	Locked-in shares as a percentage of total number of shares {i.e., Grand Total (A)+(B)+(C) indicated in Statement at para (I)(a) above}
1	NIL		0.00
2			0.00
3			0.00
4			0.00
5			0.00
6			0.00
7			0.00
8			0.00
9			0.00
<b>TOTAL</b>		<b>0</b>	<b>0.00</b>


**For Ahluwalia Contracts (India) Ltd.**

  
(Vipin Kumar Tiwari)  
GM (Corporate) & Company Secretary

(II)(a) Statement showing details of Depository Receipts (DRs)

Sr. No.	Type of outstanding DR (ADRs, GDRs, SDRs, etc.)	Number of outstanding DRs	Number of shares underlying outstanding DRs	Shares underlying outstanding DRs as a percentage of total number of shares {i.e., Grand Total (A)+(B)+(C) indicated in Statement at para (I)(a) above}
1	NIL			0.00
2				0.00
3				0.00
4				0.00
5				0.00
6				0.00
7				0.00
8				0.00
9				0.00
<b>TOTAL</b>		<b>0</b>	<b>0</b>	<b>0.00</b>


For Ahluwalia Contracts (India) Ltd.

  
(Vipin Kumar Tiwari)  
GM (Corporate) & Company Secretary

(II)(b) Statement showing holding of Depository Receipts (DRs), where underlying shares held by "promoter/promoter group" are in excess of 1% of the total number of shares

Sr. No.	Name of the DR Holder	Type of outstanding DR (ADRs, GDRs, SDRs, etc.)	Number of shares underlying outstanding DRs	Shares underlying outstanding DRs as a percentage of total number of shares (i.e., Grand Total (A)+(B)+(C) indicated in Statement at para (I)(a) above)
1				0.00
2	NIL			0.00
3				0.00
4				0.00
5				0.00
6				0.00
7				0.00
8				0.00
9				0.00
<b>TOTAL</b>			<b>0</b>	<b>0.00</b>

For Ahluwalia Contracts (India) Ltd.

  
(Vipin Kumar Tiwari)  
GM (Corporate) & Company Secretary