

Splendor Distributors Private Limited

Balance Sheet as at 31st March 2020

Regd Office: KB-25, 5th Floor, Sector-III Salt Lake City Kolkata WE 700098 IN

CIN: U51909WB2007PTC119832

Particulars	Note No	As at 31st March 2020	As at 31st March 2019
ASSETS			
Non-current assets			
(a) Investment Property	3	8,175,890.40	8,175,890.40
		8,175,890.40	8,175,890.40
Current assets			
(a) Financial assets	4	125,281.64	167,007.64
(i) Cash and cash equivalents		125,281.64	167,007.64
		8,301,172.04	8,342,898.04
TOTAL ASSETS			
EQUITY AND LIABILITIES			
Equity:			
(a) Equity share capital	5	10,000,000.00	10,000,000.00
(b) Other Equity	6	(2,293,982.56)	(2,205,360.96)
		7,706,017.44	7,794,639.04
Liabilities:			
Current liabilities			
(a) Financial liabilities	7	555,725.00	548,259.00
(i) Other financial liabilities	8	39,429.60	-
(b) Other current liabilities		595,154.60	548,259.00
		8,301,172.04	8,342,898.04
TOTAL EQUITY AND LIABILITIES			

Summary of Significant Accounting Policies

2

The accompanying notes are an integral part of the financial statements.

As Per Our Report Of Even Date Attached

For RJSA & ASSOCIATES
Chartered Accountants
ICAI Firm Registration No. 328480E

Rakesh Kumar Jha

Rakesh Kumar Jha
Partner
Membership No. 303577



Place : Kolkata
Date : 15-06-2020

UDIN : 20303577 AAAA@18487

For And on Behalf of The Board of Directors

Vinay Pal

Vinay Pal
Director
DIN: 2220101

Vikas Ahluwalia

Vikas Ahluwalia
Director
DIN: 305175

Splendor Distributors Private Limited
Statement of Profit and Loss for the year ended 31st March 2020

Particulars	Note No	For the year ended 31st March 2020	For the year ended 31st March 2019
Income		-	-
Expenses			
Other expenses	9	88,621.60	127,542.40
Total expenses		88,621.60	127,542.40
Profit/(Loss) before tax		(88,621.60)	(127,542.40)
Tax expenses			
Profit/ (Loss) for the year		(88,621.60)	(127,542.40)
Other Comprehensive Income/(loss) for the year		-	-
Total Comprehensive Income/(loss) for the year		(88,621.60)	(127,542.40)
Earning per equity share (par value Rs. 10 per share)	16		
- Basic		(0.09)	(0.13)
- Diluted		(0.09)	(0.13)

Summary of Significant Accounting Policies

The accompanying notes are an integral part of the financial statements.

As Per Our Report Of Even Date Attached

For RJSA & ASSOCIATES
Chartered Accountants
ICAI Firm Registration No. 328480E

Rakesh Kumar Jha

Rakesh Kumar Jha
Partner
Membership No. 303577



Place : Kolkata
Date : 15-06-2020

UDIN: 20303577 AAAA PW 8487

For And on Behalf of The Board of Directors

Vinay Pal *Vikas Ahluwalia*

Vinay Pal
Director
DIN: 2220101

Vikas Ahluwalia
Director
DIN: 305175

Splendor Distributors Private Limited
Statement of Cash Flow for the year ended 31st March, 2020

Particulars	Year ended March 31, 2020	Year ended March 31, 2019
	Rs.	Rs.
I Cash flow from operating activities		
Net Profit/(loss) before Tax	(88,621.60)	(127,542.40)
Non-cash adjustments to reconcile profit before tax to net cash flows :		
	(88,621.60)	(127,542.40)
<u>Changes in working capital:</u>		
Increase/(decrease) in other financial current liabilities	7,466.00	385,274.00
Increase/(decrease) in other current liabilities	39,429.60	(143,797.00)
Net cash flow from/ (used in) operating activities (I)	(41,726.00)	113,934.60
II Cash flow from investing activities		
Net cash flow from/ (used in) investing activities (II)	-	-
III Cash flow from financing activities		
Net cash flow from/ (used in) financing activities (III)	-	-
Net increase/(decrease) in cash and cash equivalents (I+II+III)	(41,726.00)	113,934.60
Cash and cash equivalents at the beginning of the period	167,007.64	53,073.04
Cash and cash equivalents at the end of the period	125,281.64	167,007.64
Components of cash and cash equivalents		
Cash on hand	4,636.00	536.00
Balances with banks- on current accounts	120,645.64	166,471.64
	125,281.64	167,007.64

- (a) The above statement of cash flow has been prepared under the "Indirect Method" as set out in the Indian Accounting Standard - 7 Statements of Cash Flow specified under Section 133 of the Companies Act, 2013.
(b) Significant accounting policies and the accompanying notes form an integral part of the statement of cash flow.

As Per Our Report Of Even Date Attached

For RJSA & ASSOCIATES
Chartered Accountants
ICAI Firm Registration No. 328480E

Rakesh Kumar Jha

Rakesh Kumar Jha
Partner
Membership No. 303577



Place : Kolkata
Date : 15-06-2020

V DIN: 20303577 4ADAA87187

For And on Behalf of The Board of Directors

Vihay Pal

Vihay Pal
Director
DIN: 2220101

Vikas Ahluwalia

Vikas Ahluwalia
Director
DIN: 305175

3. Investment Property

Particulars	Freehold land	Temporary Building Structure	Capital work-in Progress Building	Total
Gross Carrying Value				
Balance as at 1st April 2018	8,103,340.00	72,550.40	-	8,175,890.40
Additions	-	-	-	-
Disposals	-	-	-	-
Balance as at March 31, 2019	8,103,340.00	72,550.40	-	8,175,890.40
Additions	-	-	-	-
Disposals	-	-	-	-
Balance as at March 31, 2020	8,103,340.00	72,550.40	-	8,175,890.40
Depreciation (Accumulated depreciation)				
Balance as at 1st April 2018	-	-	-	-
Charge for the year	-	-	-	-
Disposals	-	-	-	-
Balance as at March 31, 2019	-	-	-	-
Charge for the year	-	-	-	-
Disposals	-	-	-	-
Balance as at March 31, 2020	-	-	-	-
Net Carrying Value				
As at 31.03.2019	8,103,340.00	72,550.40	-	8,175,890.40
As at 31.03.2020	8,103,340.00	72,550.40	-	8,175,890.40

(a) For investment property existing as on 1st April 2016, i.e., its date of transition to Ind AS, the Company has used Indian GAAP carrying value as deemed costs.

(b) Amount recognized in statement of profit and loss for investment properties

	March 31, 2020	March 31, 2019
Rental Income	-	-
Less: direct operating expenses that did not generate rental income	39,429.60	76,419.00
Less: direct operating expenses that generated rental income	-	-
Profit/(loss) from investment properties before depreciation	(39,429.60)	(76,419.00)
Less: depreciation expense	-	-
Profit/ (loss) from investment properties after depreciation	(39,429.60)	(76,419.00)

(c) The Company's investment properties consist of 1/5th (one-fifth) undivided share in a Freehold Land and Land improvement (being boundary wall) in India.



(d) Fair Value: 31st March, 2020 31st March, 2019
38,570,000.00 38,970,000.00

Fair value hierarchy and valuation technique

The fair value of investment property, being Freehold land, has been determined by external, accredited independent property valuers namely United Surveyors and Valuers, having appropriate recognized professional qualification and recent experience in the location and category of the property being valued. The fair value measurement has been categorised as Level 2. Fair value has been arrived at by using Sale Comparison Market Approach Method.

(e) The Company has no restrictions on the realisability of its investment property and no contractual obligations to purchase, construct or develop investment property or for repairs, maintenance and enhancements.



Vinayak  

Splendor Distributors Private Limited
Statement of Changes in Equity for the year ended 31st March, 2020

Amounts in Rupees

A. Equity Share Capital

Equity shares of Rs. 10/- each issued, subscribed and fully paid	Number of shares	Amount Rs.
As at 1st April 2018	1,000,000	10,000,000.00
Increase/(decrease) during the year	-	-
As at 31st March 2019	1,000,000	10,000,000.00
Increase/(decrease) during the year	-	-
As at 31st March 2020	1,000,000	10,000,000.00

B. Other Equity

For the year ended 31st March, 2020
Attributable to the equity holders of the Company

	Reserves and Surplus Retained Earnings	Total
As at 1st April 2019	(2,205,360.96)	(2,205,360.96)
Total Comprehensive Income for the year	(88,621.60)	(88,621.60)
Profit/(loss) for the year	-	-
Other comprehensive income/(loss)	(88,621.60)	(88,621.60)
Total Comprehensive Income for the year	(2,293,982.56)	(2,293,982.56)
Balance at the 31st March 2020		

For the year ended 31st March, 2019

	Reserves and Surplus Retained Earnings	Total
As at 1st April 2018	(2,077,818.56)	(2,077,818.56)
Total Comprehensive Income for the year	(127,542.40)	(127,542.40)
Profit/(loss) for the year	-	-
Other comprehensive income/(loss)	(127,542.40)	(127,542.40)
Total Comprehensive Income for the year	(2,205,360.96)	(2,205,360.96)
Balance at the 31st March 2019		

i.) Refer note 6 for nature and purpose of reserves

As Per Our Report Of Even Date Attached

For RJSA & ASSOCIATES
Chartered Accountants
ICAI Firm Registration No. 328480E

Rakesh Kumar Jha
Partner
Membership No. 303577



Place : Kolkata
Date : 15-06-2020

UDIN: 20303577AAAAW8487

For And on Behalf of The Board of Directors


Vinay Pal
Director
DIN: 2220101

Vikas Ahluwalia
Director
DIN: 305175

(f) Reconciliation of fair value :

Reconciliation of fair value :	Freehold Land	Total
Opening balance as at 1st April 2018	38,727,600.00	38,727,600.00
Fair value difference	242,400.00	242,400.00
Purchases/Disposals	-	-
Opening balance as at 1st April 2019	38,970,000.00	38,970,000.00
Fair value difference	(400,000.00)	(400,000.00)
Purchases/Disposals	-	-
Closing balance as at 31st March 2020	38,570,000.00	38,570,000.00

Vinayak



4. Cash and cash equivalents

Particulars	As at 31st March 2020	As at 31st March 2019
Balances with Banks:		
-On current accounts	120,645.64	166,471.64
Cash on hand	4,636.00	536.00
	125,281.64	167,007.64

5. Share capital

Particulars	As at 31st March 2020	As at 31st March 2019
Authorised share capital		
10,00,000 equity shares of Rs. 10 each	10,000,000.00	10,000,000.00
	10,000,000.00	10,000,000.00
Issued Equity capital		
Equity shares issued, subscribed and paid up shares		
10,00,000 equity shares of Rs. 10 each	10,000,000.00	10,000,000.00
	10,000,000.00	10,000,000.00

a. Reconciliation of shares outstanding at the beginning and at the end of the reporting period:

Particulars	For the year ended 31st March 2020		For the year ended 31st March 2019	
	Number	Amount	Number	Amount
Equity shares				
At the beginning of the year	1,000,000	10,000,000	1,000,000	10,000,000
Add : Issued during the Year	-	-	-	-
At the end of the year	1,000,000	10,000,000	1,000,000	10,000,000

b. Term and rights attached to shares:

The Company has only one class of equity shares having a par value of Rs. 10 each per share. Each shareholder of equity shares is entitled to one vote per share. The Company declares and pays dividends in Indian rupees. The dividend proposed by the board of directors if any, is subject to approval of the shareholders in the ensuing annual general meeting. In the event of liquidation of the Company, the holders of the equity shares will be entitled to receive the remaining assets of the Company, after distribution of all preferential amounts. The distribution will be proportion to the number of equity shares held by the shareholders.

c. Shares held by holding/ultimate holding company and/or their subsidiaries/associates

Particulars	As at 31st March 2020		As at 31st March 2019	
	No. of shares	No. of shares	No. of shares	No. of shares
Out of equity shares issued by the company, shares held by its holding company, ultimate holding company and their subsidiaries and associates are as below:				
Ahluwalia Contracts (India) Ltd, the Holding Company (including nominee holding of 100 shares)	No. of shares 1,000,000	100%	1,000,000	100%

d. Particulars of shareholders holding more than 5% shares in the Company

Particulars	As at 31st March 2020		As at 31st March 2019	
	Number of Shares held	% of Holding	Number of Shares held	% of Holding
Name of shareholder				
Equity shares of Rs. 10/- each fully paid				
Ahluwalia Contracts (India) Ltd (Holding Company)	999,900	99.99%	999,900	99.99%
Vikas Ahluwalia (Nominee of Ahluwalia Contracts (India) Ltd)	100	0.01%	100	0.01%
Total	1,000,000	100.00%	1,000,000	100.00%

As per records of the company, including its register of shareholders/ members and other declarations received from shareholders regarding beneficial interest, the above shareholding represents both legal and beneficial ownerships of shares.

6. Other Equity

A. Summary of Other Equity balance

Particulars	As at 31st March 2020	As at 31st March 2019
Reserves and Surplus :		
Retained earnings	(2,293,982.56)	(2,205,360.96)
Total reserves and surplus	(2,293,982.56)	(2,205,360.96)

B. Nature and purpose of reserves

i.) Retained Earnings

Retained earnings are the profits that the Company has earned till date, less any transfer to General Reserve, dividends or other distributions paid to the shareholders.

7. Other Current financial liabilities

Particulars	As at 31st March 2020	As at 31st March 2019



Vinayal

[Signature]

Other payables ⁽¹⁾	555,725.00	548,259.00
	555,725.00	548,259.00
⁽¹⁾ Includes due to Fellow Subsidiaries and Director of Company (Refer Note no. 15)		

8. Other current liabilities

Particulars	As at 31st March 2020	As at 31st March 2019
Others:		
Statutory dues	39,429.60	-
	39,429.60	-

9. Other expenses

Particulars	For the year ended 31st March, 2020	For the year ended 31st March, 2019
Legal & Professional Expenses	7,000.00	7,000.00
Audit Fees	27,000.00	12,000.00
Electricity Expenses	5,566.00	3,600.00
Filing Fees	8,800.00	26,600.00
Late payment charges on Property Tax	3,860.00	751.00
Bank Charges	826.00	1,923.40
Property Taxes	35,369.60	75,668.00
	88,621.60	127,542.40

Vinayak *[Signature]*



10. Financial instruments, financial risks and capital risks management policies and objectives

I Financial Instruments - Accounting classification, fair values and fair value hierarchy :
The category wise details as to the carrying value and fair value of the Company's financial assets and financial liabilities including their levels in the fair value hierarchy are as follows:

Particulars	Levels	Carrying values as of		Fair values as of	
		31st March, 2020	31st March, 2019	31st March, 2020	31st March, 2019
I. Financial assets					
a. Fair Value through profit & loss		-	-	-	-
b. Fair value through other comprehensive income		-	-	-	-
c. Amortised cost		-	-	-	-
Cash & cash equivalents	Level 1	125,281.64	167,007.64	125,281.64	167,007.64
2. Financial liabilities					
a. Fair Value through profit & loss		-	-	-	-
b. Fair value through other comprehensive income		-	-	-	-
c. Amortised cost		-	-	-	-
Other financial liabilities	Level 2	555,725.00	548,259.00	555,725.00	548,259.00

Methods and assumptions used to estimate the fair values are consistent with those used for the year ended 31st March, 2019. The following methods / assumptions were used to estimate the fair values:

- The carrying value of Cash and cash equivalents and financial liabilities approximate their fair value mainly due to the short-term maturities of these instruments.
- The Company has not classified any material financial instruments under Level 3 of the fair value hierarchy. There were no transfers between Level 1 and Level 2 during the year.

II Financial Risk Management Objectives and Policies

According to Ind As 107- Financial Instruments: Disclosures, an entity shall disclose information that enables users of its financial statements to evaluate the nature and extent of risks arising from financial instruments to which the entity is exposed at the end of the reporting period. These risks typically include credit risk, liquidity risk and market risk.

The Company's principal financial liabilities comprise other payables. The Company's principal financial assets include loans and cash and cash equivalents. The Company's activities do not possess any significant financial risk as detailed below:

a.) Credit Risk

The Company takes on exposure to credit risk, which is the risk that a counterparty will be unable to pay amounts in full when due. With respect to credit risk arising from financial assets which comprise of cash and cash equivalents, the Company's exposure arises from the default of the counterparty, with a maximum exposure equal to the carrying amount of these financial assets at the reporting date. The Company manages credit risk by banking with good/reputed bank.

b) Liquidity Risk

Liquidity risk is the risk that the Company is unable to meet its payment obligations associated with its financial liabilities when they fall due. Prudent liquidity risk management implies maintaining sufficient liquid funds to meet its financial obligations.

The Company manages liquidity risk by maintaining adequate cash reserves to meet its obligations as they fall due and through financing from related parties.

The table below provides details regarding the contractual maturities of financial liabilities based on contractual undiscounted payments.

Particulars	Carrying amount	Due within one year	Due after one year	Total contracted cash flows
As at 31st March, 2020				
Other financial liabilities	555,725.00	555,725.00	-	555,725.00
Total Financial Liabilities				
Particulars	Carrying amount	Due within one year	Due after one year	Total contracted cash flows
As at 31st March, 2019				
Other financial liabilities	548,259.00	548,259.00	-	548,259.00
Total Financial Liabilities				

c) Market risk

Market risk is the risk that changes in market prices, such as foreign exchange rates and interest rates will affect the Company's income or the value of its holdings of financial instruments. The objective of market risk management is to manage and control market risk exposures within acceptable parameters, while optimising the return.

i) Currency risk

Foreign exchange risk is the risk that the fair value of future cash flows of financial instrument will fluctuate because of changes in foreign exchange rate. The Company has no exposure to foreign exchange risk as it does not have any financial assets or liabilities which are denominated in a currency other than INR.

ii.) Interest rate risk

Interest rate risk arises from the possibility that changes in interest rates will affect future cash flows or the fair values of financial instruments. The Company has no exposure to interest-rate risk as it has no "interest-bearing financial assets and liabilities".

iii.) Price risk

Price risk is the risk that the fair value or future cash flows of a financial instrument will fluctuate because of changes in market prices (other than those arising from interest rate risk or currency risk), whether those changes are caused by factors specific to the individual financial instrument or its issuer or by factors affecting all similar financial instruments traded in the market. The Company has no exposure to price risk.

III Capital Risk Management Policies and Objectives



Vinayal

[Signature]

For the purpose of the Company's capital management, capital includes issued equity capital, and all other equity reserves attributable to the equity holders. The primary objective of the Company's capital management is to maximise the shareholder value. The Company manages its capital structure in consideration to the changes in economic conditions and the requirements of the financial covenants. During the reporting period Company has not obtained any loans from external financial institutions or from any of its related entities. Hence, company is not subject to any financial covenants.

IV Changes in liabilities arising from financing activities

With effect from 01.04.2017, the Company adopted the amendments to Ind AS 7 - Statement of cash flows. The amendments require entities to provide disclosures that enable users of financial statements to evaluate changes in liabilities arising from financing activities, including both changes arising from cash flows and non-cash changes. To the extent necessary to satisfy this requirement, an entity discloses the following changes in liabilities arising from financing activities:

- Changes from financing cash flows
- Changes arising from obtaining or losing control of subsidiaries or other businesses
- The effect of changes in foreign exchange rates
- Changes in fair values
- Other changes

Paragraph 44C of Ind AS 7 states that liabilities arising from financing activities are liabilities for which cash flows were, or future cash flows will be, classified in the statement of cash flows as cash flows from financing activities. In addition, the disclosure requirement in paragraph 44A also applies to changes in financial assets (for example, assets that hedge liabilities arising from financing activities) if cash flows from those financial assets were, or future cash flows will be, included in cash flows from financing activities.

The Company disclosed information about its interest-bearing loans and borrowings including its obligations under finance lease and hire purchase contracts. In addition, the Company included information on certain derivatives as their settlement will affect financing cash flows.

The amendments suggest that the disclosure requirement may be met by providing a reconciliation between the opening and closing balances in the statement of financial position for liabilities arising from financing activities. Where an entity discloses such a reconciliation, it shall provide sufficient information to enable users of the financial statements to link items included in the reconciliation to the statement of financial position and the statement of cash flows. The Company decided to provide information in a reconciliation format. The major changes in the Company's liabilities arising from financing activities are due to financing cash flows and accrual of financial liabilities. The Company did not acquire any liabilities arising from financing activities during business combinations effected in the current period or comparative period.

	01.04.2019 (opening balance of current year)	Cash Flows	Non-cash changes				31.03.2020 (closing balance of current year)
			Arising from obtaining or losing control of subsidiaries or other businesses	Foreign exchange movement	Fair value changes	Others	
Interest bearing loans and borrowings							-
Total liabilities from financing activities	-	-	-	-	-	-	-

	01.04.2018 (opening balance of current year)	Cash Flows	Non-cash changes				31.03.2019 (closing balance of current year)
			Arising from obtaining or losing control of subsidiaries or other businesses	Foreign exchange movement	Fair value changes	Others	
Interest bearing loans and borrowings							-
Total liabilities from financing activities	-	-	-	-	-	-	-

The 'Other' column includes the effect of reclassification of non-current portion of interest-bearing loans and borrowings, including obligations under finance leases and hire purchase contracts to current due to the passage of time, and the effect of accrued but not yet paid interest on interest bearing loans and borrowings.



[Handwritten signature]

[Handwritten signature]

11. Income Tax

Components of tax expense (income) recognised in profit or loss include:

	2020	2019
Current tax expense:	-	-
Deferred tax (income)/expense:	-	-
Income tax expense reported in the statement of profit or loss	-	-

The calculation of current tax is based on a combined tax rate of 26% (31.03.2019: 26%), consisting of a corporate tax rate of 25% (31.03.2019: 25%) and a cess thereon of 4% (31.03.2019: 3%). For Deferred tax assets and liabilities are measured at the tax rates that are expected to apply to the period when the asset is realized or the liability is settled.

Reconciliation of tax expense

The reconciliation between tax expense and product of net income before tax multiplied by enacted tax rates in India is summarised below:


	2020	2019
Net Income/(loss) before tax	(88,621.60)	(127,542.40)
Enacted tax rates in India	26.00%	26.00%
Computed Tax expense using company's domestic tax rate	(23,042.00)	(33,161.00)
Tax effect on Non-deductible tax expenses	23,042.00	33,161.00
Total income tax expense	-	-

Components of tax expense (income) recognised in statement of OCI:

Deferred tax balance in the statements of financial position

	As at 31.03.2020	As at 31.03.2019
Deferred tax assets:	-	-
Deferred tax liabilities:	-	-
Net deferred tax asset/(liabilities)	-	-

The Company did not have any tax losses carryforwards, unabsorbed tax depreciation carryforwards or any other item giving rise to any deferred tax assets or liabilities.



Vinayak *[Signature]*

Splendor Distributors Private Limited
Notes to the financial statements for the year ended 31st March 2020
(All amounts in Rupees)

12: Contingent liabilities and commitments (to the extent not provided for)	31.03.2020 (Rs.)	31.03.2019 (Rs.)
(i) Contingent liabilities		
a) Claims against the company not acknowledged as debts	-	-
b) Guarantees	-	-
c) Other money for which the company is contingently liable	-	-
(ii) Commitments		
a) Capital Commitments :	-	-
b) Other Commitments	-	-

13. Details of dues to Micro Small & Medium Enterprises Development Act, 2006 (MSMED Act, 2006)

Disclosure under the Micro, Small and Medium Enterprises Development Act, 2006 ("MSMED Act, 2006") is as under:

Particulars	31.03.2020 Rs.	31.03.2019 Rs.
i) the principal amount and the interest due thereon remaining unpaid to any supplier as at the end of each accounting year;	-	-
ii) the amount of interest paid by the buyer in terms of Section 16, along with the amounts of the payment made to the supplier beyond the appointed day during each accounting year;	-	-
iii) the amount of interest due and payable for the period of delay in making payment (which have been paid but beyond the appointed day during the year) but without adding the interest specified under MSMED Act, 2006;	-	-
iv) the amount of interest accrued and remaining unpaid at the end of each accounting year; and	-	-
v) the amount of further interest remaining due and payable even in the succeeding years, until such date when the interest dues as above are actually paid to the small enterprise, for the purpose of disallowance as a deductible expenditure under Section 23.	-	-

The above disclosure has been determined to the extent such parties have been identified on the basis of information available with the Company. This has been relied upon by the auditors.

14. Related Party Disclosures

(A) Related parties relationship where control exists :

Nature of related party relationship	Name of related party
Holding Company*	Ahluwalia Contracts (India) Ltd.

*Ahluwalia Contracts (India) Ltd. together with its nominee holds the full nominal value of the equity share

(B) Other related party relationships:

Nature of related party relationship	Name of related party
Key Management Personnel (KMP)	i) Mr. Vinay Paul, Director ii) Mr. Vikas Ahluwalia, Director
Fellow subsidiary - members of the same Group (Related companies)	i) Paramount Dealcomm Pvt Ltd ii) Premsagar Merchants Pvt Ltd iii) Dipesh Mining Pvt Ltd iv) Jiwanjyoti Traders Pvt Ltd

(C) Key management personnel compensation	31.03.2020 (Rs.)	31.03.2019 (Rs.)
The remuneration to directors/ other members of key management personnel during the year was as follows:		
(i) Short-term benefits	-	-
(ii) Post employment benefits	-	-
(iii) Other long term benefits	-	-
(iv) Share based payments	-	-
(v) Termination benefits	-	-



Vinay Paul

[Signature]

Key management personnel include the directors and those persons having authority and responsibility for planning, directing and controlling the activities of the Company, directly or indirectly.

(D) Transactions with related parties along with nature of the related party relationship during the financial year and outstanding balances as at year end :

(i) The following transaction were carried out with related parties in the ordinary course of business:

Particulars	31.03.2020 (Rs.)	31.03.2019 (Rs.)
Expenses Expenses paid on behalf of the Company: Mr. Vikas Ahluwalia	-	-

(ii) Balances (amount due to/from) with the related parties:

Particulars	31.03.2020 (Rs.)	31.03.2019 (Rs.)
Balances as at 31st March (year end) Amount Payable (Cr.) Mr. Vikas Ahluwalia Dipesh Mining Pvt. Ltd Premsagar Merchants Pvt Ltd	394,539.00 100,854.00 400.00	394,539.00 97,054.00 -

15. Particulars of loans given, guarantee given or security provided and investment made during the year as mandated by the Companies Act, 2013:

(a) Unsecured Loan given:	Nil
(b) Investments made/ (sold):	Nil
(c) Guarantee given:	Nil
(d) Security provided:	Nil

16. Earnings Per Share	Year ended 31.03.2020 (Rs.)	Year ended 31.03.2019 (Rs.)
Profit (Loss) attributable to equity shareholders- for Basic & Diluted	(88,621.60)	(127,542.40)
EPS	1,000,000	1,000,000
Weighted average no of shares for calculation of EPS	Rs. 10/-	Rs. 10/-
Nominal Value of Share		
Earning Per Share :	(0.09)	(0.13)
- Basic EPS	(0.09)	(0.13)
- Diluted EPS		

17. Events after Reporting date

There are no significant subsequent events that would require adjustments or disclosures in the financial statements as on the balance sheet date.

As Per Our Report Of Even Date Attached

For RJSA & ASSOCIATES
Chartered Accountants
ICAI Firm Registration No. 328480E

Rakesh Kumar Jha
Partner
Membership No. 303577

Place : Kolkata
Date: 15/06/2020

UDIN: 20203577-AAAAA-00049



For And on Behalf of The Board of Directors

Vinay Pal Vikas Ahluwalia
Director Director
DIN: 2220101 DIN: 305175

